



Emma





Construction:
Plywood and Hardwood
Seat : No sag spring
Back rest: Elastic webbing

Seat Cushion:
22KG/M3+30KG/M3
polyurethane foam

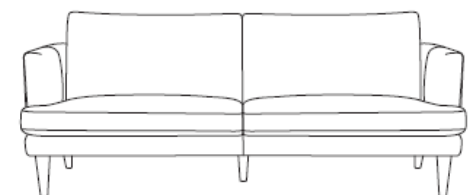
Back Cushion:
19KG/M3 polyurethane foam +
Dacron fibre

Cushion removable:
movable back

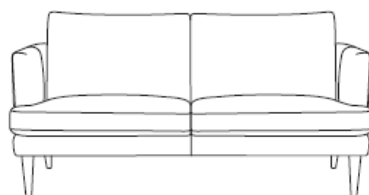
Functionality:
Not available

Sofa Legs:
Wooden feet 19.4 cm


Feet Disassembly:
Yes



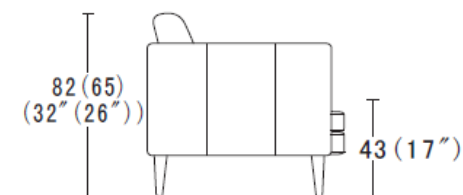
200
(79")
CBM: 1.09m³
3P



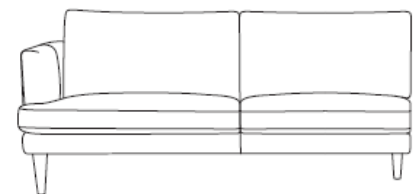
149
(59")
CBM: 0.81m³
2P



86
(34")
CBM: 0.48m³
1P



82 (65)
(32" (26"))
43 (17")
90
(35")
Profile



159
(63")
CBM: 0.74m³
2.5PL/R



219 90
(86") (35")
CBM: 1.01m³
GSL/R

This information is based on the latest product information available at the time of printing. The right to discontinue and make changes is reserved