

Charlie



Construction:
Plywood and hardwood

Seat : Elastic webbing

Back rest: Elastic webbing

Seat Cushion:
30KG/M3
polyurethane foam

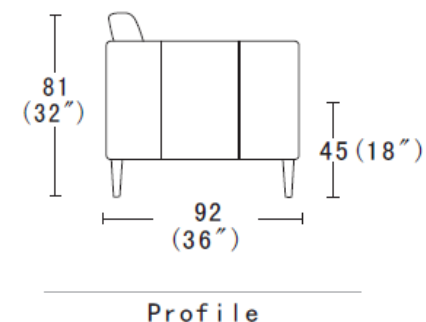
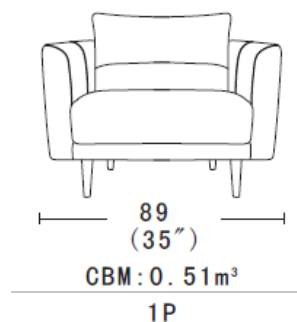
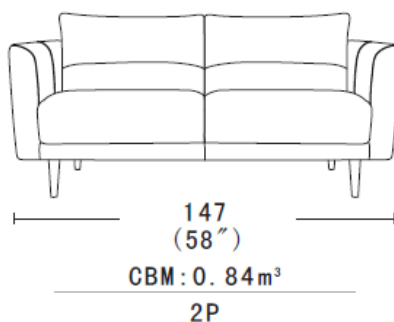
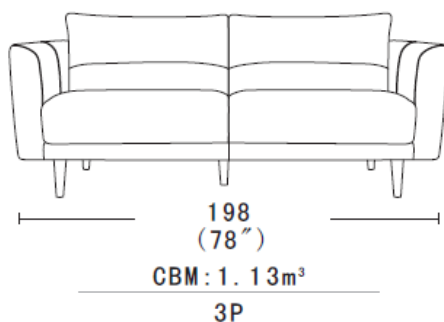
Back Cushion:
Dacron fibre

Cushion removable:
Not available

Functionality:
Not available

Sofa Legs:
Wooden legs 17.5cm

Feet Disassembly:
Yes



This information is based on the latest product information available at the time of printing. The right to discontinue and make changes is reserved